



Michigan eLibrary

Supporting Michigan Libraries



**MeL
WEBINAR**

Using EBSCO LearningExpress to Support Learners and Job Seekers

 **SEPTEMBER 10, 2025**
10:00–11:00 AM EDT

REGISTER bit.ly/LEX_Webinar_2025

This project was made possible in part by the Institute of Museum and Library Services through the Library of Michigan.



Using LearningExpress to Support Learners and Job Seekers



This project was made possible in part by the Institute of Museum and Library Services through the Library of Michigan.

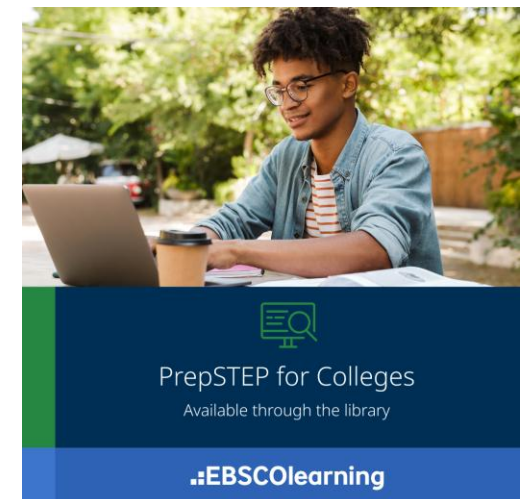
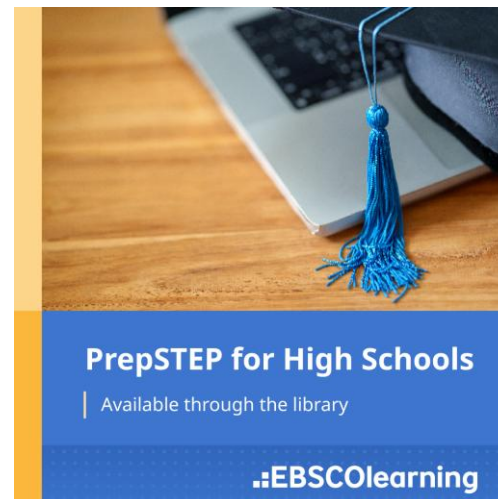
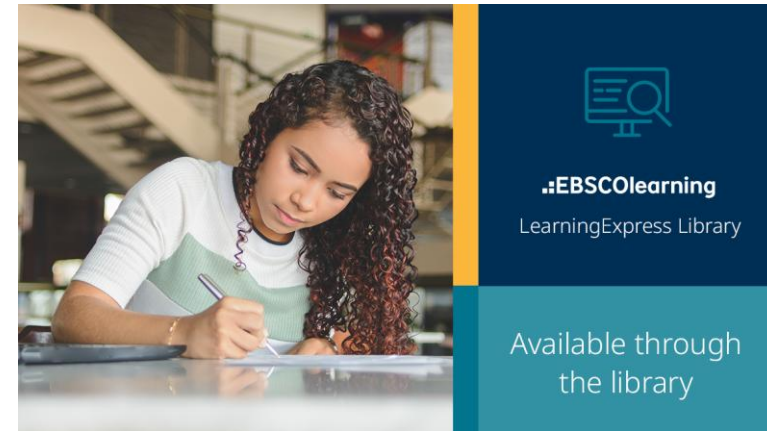
Goals for Today

Learn about the content and organization of information in EBSCO Learning

Demonstrate how learning resources are used and stored in EBSCO Learning

Describe possible programming ideas that involve EBSCO Learning content

What is EBSCO LearningExpress?



How do I access EBSCO LearningExpress?



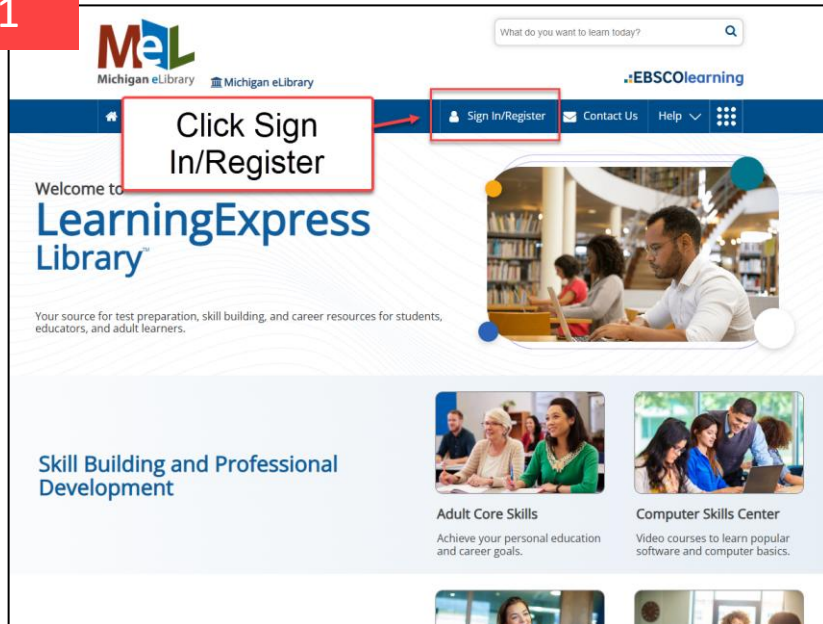
Steps to navigate to the eResource:

1. MeL.org
2. Click eResources
3. Scroll down to the alphabet
4. Click "E"
5. Scroll to EBSCO LearningExpress
6. Click EBSCO LearningExpress

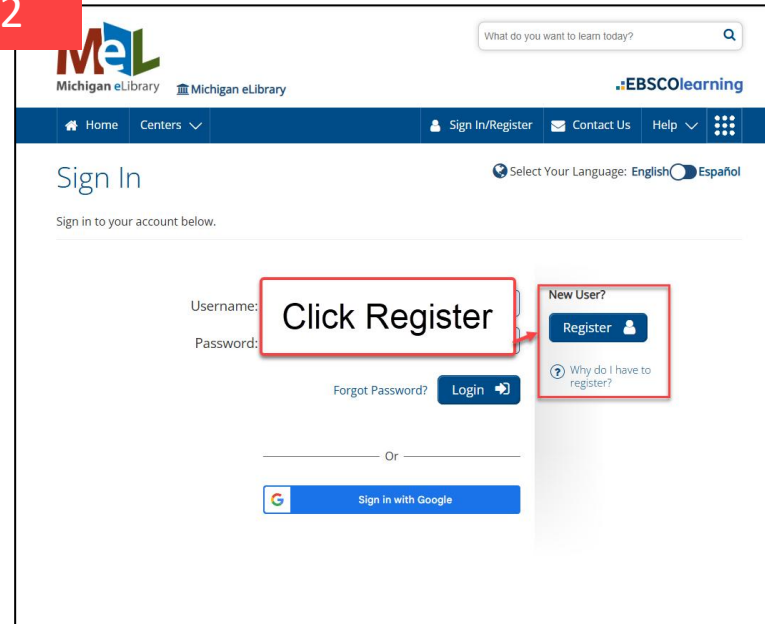


Create a FREE EBSCO LearningExpress Account

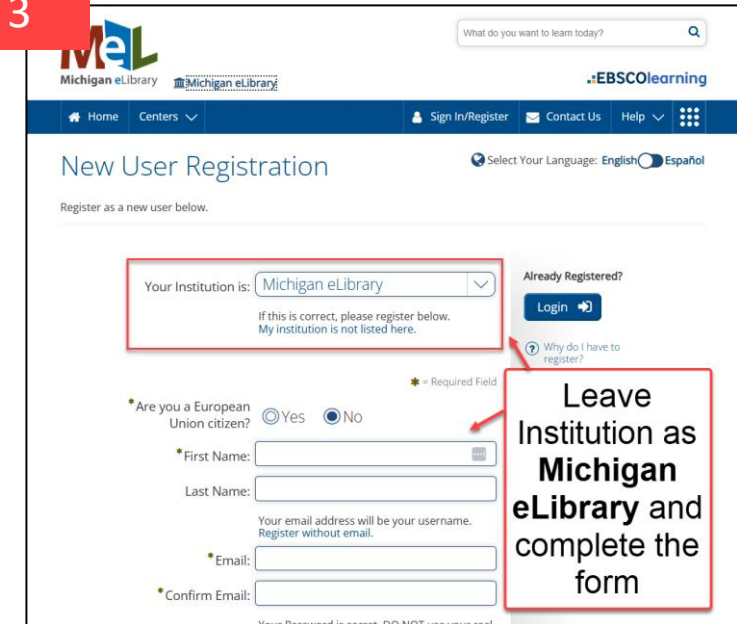
1



2



3



****If Your Institution does not display as Michigan eLibrary, contact melerhelp@mcls.org for support**



Develop Grades 4-8 Academic Skills

The screenshot shows the Michigan eLibrary website. At the top, there is a search bar with the text "What do you want to learn today?". Below the search bar, there are navigation links: Home, Sign In/Register, Contact Us, and Help. A dropdown menu is open, showing three options: LEL (LearningExpress Library), PS (PrepSTEP College), and PS (PrepSTEP High School). The main content area is titled "Academic Skills and Test Preparation" and features four cards: "High School Equivalency Center", "College Admissions Test Preparation", "Grades 4-8 Educator Resources", and "High School Students". Each card has a description and a red box highlighting the "Elementary School" and "Middle School" filters.

Michigan eLibrary


What do you want to learn today?

EBSCO Product Hub

Home Sign In/Register Contact Us Help

LEL LearningExpress Library PS PrepSTEP College PS PrepSTEP High School

Academic Skills and Test Preparation




High School Equivalency Center

Guided support and preparation to help you earn a high school equivalency credential.




College Admissions Test Preparation

Prepare for important exams like the ACT®, SAT®, AP® Tests, and more.



Grades 4-8 Educator Resources

Skill-building lessons and practice for guiding young learners.



High School Students

Skill-building resources for classroom and homework success.

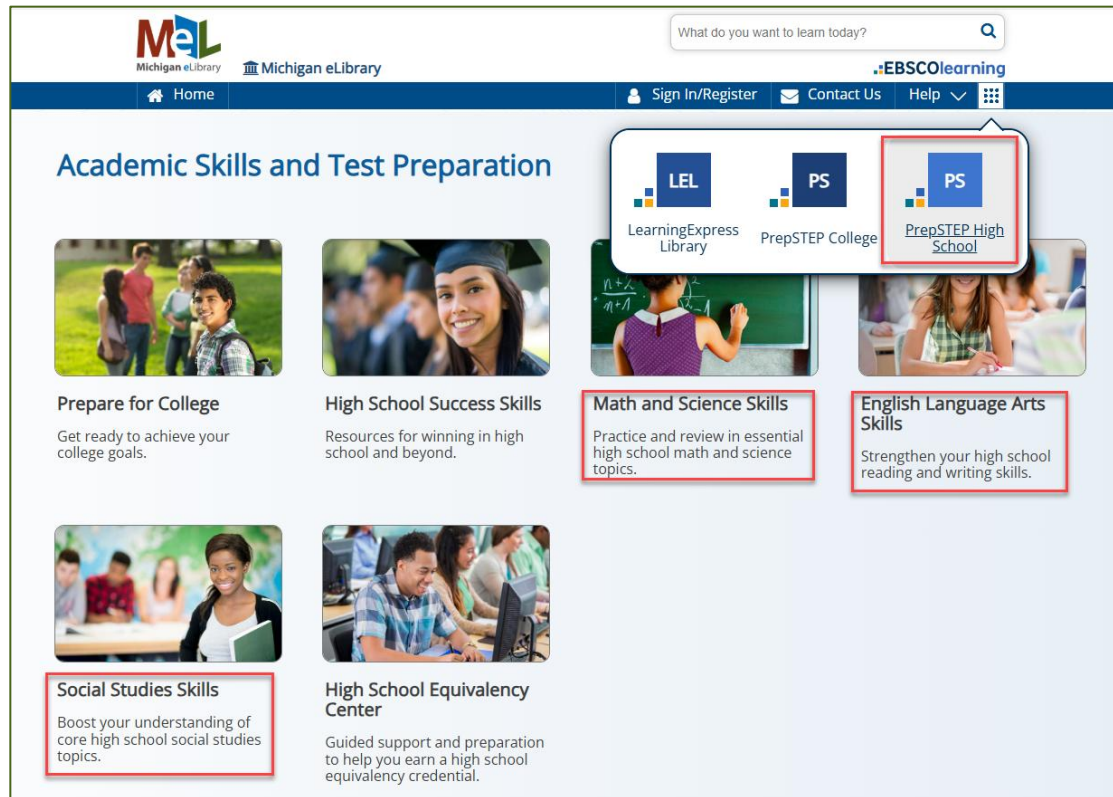
Elementary School

Middle School

Programming ideas:

- Invite teachers and parents to learn about the skill-building aspects of the Grades 4-8 resources
- Share the Grades 4-8 resources with homeschool families and cooperatives
- Hold an after-school homework club and students who are done can choose from different stations such as LearningExpress tutorials, free reading, games, and crafts

Reinforce High School Academic Skills



Programming and Outreach Ideas:

- Connect with Lights On After School partners (ie Communities in Schools, Boys and Girls Club, Scouts) to offer skill-building workshops
- Share the High School resources with homeschool families and cooperatives
- Hold an open house for local secondary teachers and counselors and demo the High School platform of EBSCO LearningExpress
- Attend school open houses and share with families

Encourage High School Success



Programming ideas:

- Reach out to school counselors to engage with students who need help developing the skills offered in these tutorials to plan outreach programming either at the school or the public library



A Library in Action!

MEL Michigan eLibrary **CWPL** Cadillac Wexford Public Library

TEEN LIFE SKILLS SERIES

Ages 14-18

Join us in the Community Room to learn some life skills! Each month, we will feature a different aspect to navigating the world after graduation.

SEPT 4 4-6pm
Budgeting Basics
FIFTH THIRD

OCT 2 4-6pm
Owning a Vehicle

NOV 6 4-7pm
Finding a Job
Networks Northwest

DEC 4 4-6pm
Options After High School
NORTHWEST MICHIGAN WORKS!

JAN 15 4-6pm
Self Care & Mental Health
Wexford-Missaukee Career Technical Center

Cadillac Wexford Public Library created an event.
August 7 at 5:14 PM

TEEN LIFE SKILLS SERIES

learn some life skills!
The series covers finances, jobs, options after high school, and mental health.

Ages 14-18

Thu, Sep 4 at 4 PM
Teen Life Skills Series - Budgeting Basics
411 S Lake St, Cadillac, MI, United States, Michigan 49601
1 person going

☆ Interested

Prepare for High School Equivalency Test Success



Programming Ideas:

- Partner with adult and community education providers to raise awareness of the LearningExpress Library resources for High School Equivalency
- Engage in outreach with organizations such as Michigan Works to offer High School Equivalency resources to your community

Publicize Military Readiness Resources

The screenshot displays the Michigan eLibrary (MeL) website. The top navigation bar includes the MeL logo, "Michigan eLibrary", and "EBSCOlearning". A search bar at the top asks "What do you want to learn today?". Below the navigation bar, there are links for "Home", "Sign In/Register", "Contact Us", and "Help". A central banner features three icons: "LEL LearningExpress Library", "PS PrepSTEP College", and "PS PrepSTEP High School". To the left, under the heading "Career Development and Job Preparation", there is a list of resources. A red box highlights "Prepare for Military Exams" in this list, with a red arrow pointing to a detailed view of these resources. This detailed view, titled "Prepare for Military Exams", lists various exam preparation materials:

- Prepare for the ASVAB**
 - ASVAB Games and Study Interactives
 - ASVAB Practice Exams
 - ASVAB Prep eBooks
- Prepare for the Officer Candidate Tests**
 - Officer Candidate Tests Skills Practices
 - Officer Candidate Tests eBooks
- Prepare for the Military Flight Aptitude Tests**
 - AFOQT Preparation
 - ASTB Preparation
 - SIFT Preparation
 - Military Flight Aptitude Tests Prep eBook
- Prepare for the Canadian Forces Aptitude Test (CFAT)**
 - Prepare for the CFAT

Programming Ideas:

- Partner with local high school counselors and recruiters to publicize military preparation resources
- Offer workshops to help students create accounts, learn how to start and stop tests, and how to access tutorials

Empower College Entrance



Programming ideas:

- Connect with high school counselors and college/career and AP course teachers to make sure all students have access to the MeL prep tests
- Offer workshops to help students create accounts, learn how to start and stop tests, and how to access tutorials



Return to In Progress Tests

The screenshot shows the MeL Michigan eLibrary homepage. The top navigation bar includes the MeL logo, a search bar, and the EBSCOlearning logo. Below the navigation bar, the user's name "Laura Warren-Gross" is displayed in a dropdown menu. The main content area is titled "My Center" and lists various resources organized by type: Tests, Tutorials, and Modules. Each category shows the number of items "In Progress" and "Completed".

Annotations with red boxes and arrows point to the following elements:

- The user's name "Laura Warren-Gross" in the top navigation bar.
- A text box stating: "Go to My Center (click your name in the blue bar while logged in)".
- A text box stating: "Click View All Tests (or Tutorials or Modules)".
- The "View All Tests" link at the bottom of the Tests section.
- The "View All Tutorials" link at the bottom of the Tutorials section.
- The "View All Modules" link at the bottom of the Modules section.

The screenshot shows the "Tests" page on the MeL website. It displays a list of tests, including "Digital SAT® Math Practice Test 1". The page shows the number of tests "In Progress" (39) and "Completed" (0). A "View All Notes" link is available. The "Digital SAT® Math Practice Test 1" is highlighted, showing its progress (1 In Progress, 0 Completed). A text box with instructions points to the test's controls:

- Click the drop down menu arrow for the test you want to complete (points to the dropdown arrow).
- Click the play button to resume the test (points to the play button icon).

Other controls visible include a "+ New Test" button, a "Delete Test" button, and a "Show More" button at the bottom.



Share School Finder/Scholarship Finder Widely

The left screenshot shows the Michigan eLibrary homepage with the 'Explore College' dropdown menu open, listing various college preparation resources. A red arrow points to the 'Explore College' link. The right screenshot shows the 'PrepSTEP* Prepare for College' page, which features a green banner for college calculators and a list of resources including 'Find the Right College', 'Write Your Best College Essay', 'Pay for College', and 'Find Scholarships'.

Programming Ideas:

- Attend community FAFSA workshops to raise awareness of the Scholarship Finder tool
- Host a college fair to connect students to colleges and hold a station for students to learn to use the EBSCO LearningExpress School Finder and Scholarship Finder

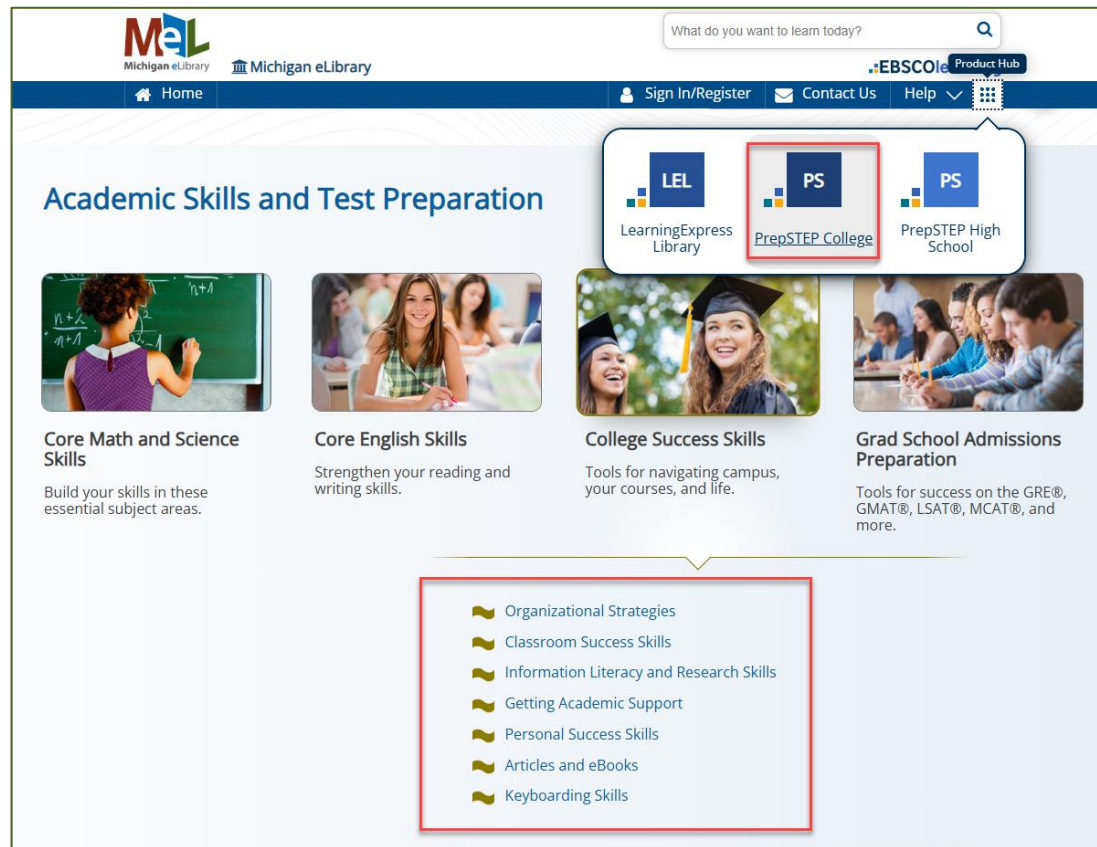
Ensure Correct Placement and Gain College Credit

The screenshot displays the Michigan eLibrary (MeL) website interface. At the top, the MeL logo and navigation links (Home, Sign In/Register, Contact Us, Help) are visible. A search bar asks "What do you want to learn today?". Below the navigation bar, a section titled "Placement Test Preparation" features a photo of students and text about resources for ACCUPLACER, ASSET, CLEP, and more. A red box highlights a list of resources: "Prepare for ACCUPLACER® Tests", "Prepare for ASSET® Tests", "Prepare for CLEP® and DSST® Exams", "Prepare for State Placement Tests", "Prepare for the TOEFL iBT® and IELTS™ Tests", and "Search for Schools and Scholarships". To the right, a carousel shows icons for "LEL LearningExpress Library", "PS PrepSTEP College" (highlighted with a red box), and "PS PrepSTEP High School".

Programming Ideas:

- Host an event for aspiring teachers—especially those who currently work in schools and would like to attain teaching degrees—so they can learn about the opportunity to get credit for their prior knowledge

Encourage College Success



Programming Ideas:

- Create a series of summer workshops for students heading to college
- Connect with community college partners to offer a success skills event during new student orientation

Expand Graduate School Entrance

The screenshot displays the Michigan eLibrary (MeL) website interface. At the top, the MeL logo and "Michigan eLibrary" text are on the left, and a search bar with the placeholder "What do you want to learn today?" is on the right. Below the search bar, a navigation bar includes "Home", "Sign In/Register", "Contact Us", and "Help". The main content area is titled "Academic Skills and Test Preparation". It features four primary resource cards: "Core Math and Science Skills" (with an image of a student at a chalkboard), "Core English Skills" (with an image of a smiling student), "College Success Skills" (with an image of a graduate), and "Grad School Admissions Preparation" (with an image of students studying). Above these cards, three smaller icons are visible: "LEL LearningExpress Library", "PS PrepSTEP College" (highlighted with a red box), and "PS PrepSTEP High School". Below the "Grad School Admissions Preparation" card, a list of links is enclosed in a red box, including "Prepare for the DAT®", "Prepare for the GMAT®", "Prepare for the GRE®", "Prepare for the LSAT®", "Prepare for the MCAT®", "Prepare for the OAT®", and "Search for Graduate Schools, Programs, and Scholarships".

Programming Ideas:

- Partner with local college graduate programs to share test prep information

Prepare for a Career

The screenshot shows the Michigan eLibrary website. At the top, there's a navigation bar with the MEL logo, Michigan eLibrary text, and links for Home, Sign In/Register, Contact Us, and Help. A search bar is also present. Below the navigation bar, a banner reads "Your source for test preparation, skill building, and career resources for students, educators, and adult learners." A dropdown menu is open, showing options for LEL (LearningExpress Library), PS (PrepSTEP College), and PS (PrepSTEP High School). The main content area is divided into two sections: "Skill Building and Professional Development" and "Career Development and Job Preparation". The "Skill Building" section includes "Adult Core Skills" and "Computer Skills Center". The "Career Development" section includes "Career Preparation" and "Job & Career Accelerator". A red box highlights the "Career Preparation" section, and a red arrow points from it to a list of resources on the right.

Skill Building and Professional Development

Adult Core Skills
Achieve your personal education and career goals.

Computer Skills Center
Video courses to learn popular software and computer basics.

Career Development and Job Preparation

Career Preparation
Make your work goals a reality—start a new career or advance in your current field.

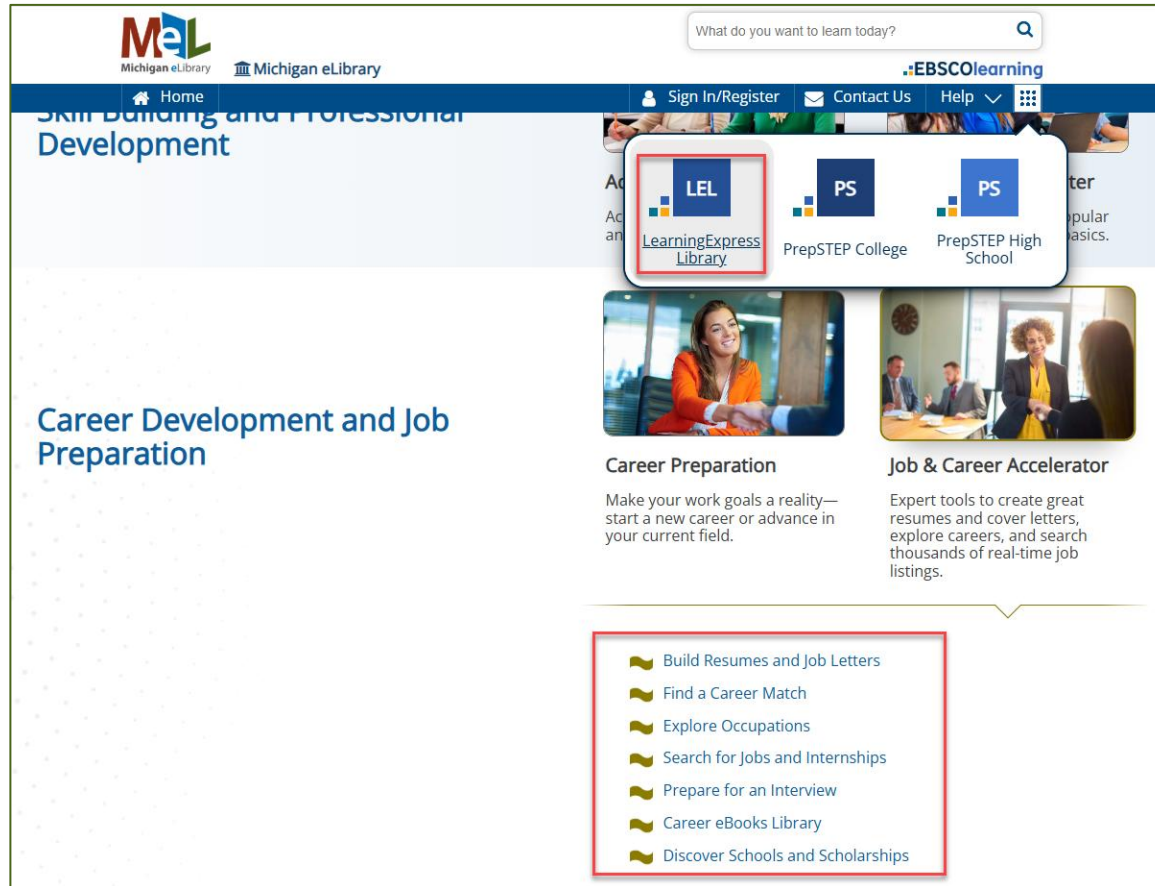
Job & Career Accelerator
Expert tools to create great resumes and cover letters, explore careers, and search thousands of real-time job listings.

- Learn More About a Career
- Job Search and Workplace Skills
- Prepare for the Air Traffic Controller Exam
- Prepare for Allied Health and Social Worker Exams
- Prepare for Civil Service Exams
- Prepare for Commercial Driver's License (CDL) Exams
- Prepare for Cosmetology Exams
- Prepare for Hospitality Exams
- Prepare for Electrician and Plumbing Exams
- Prepare for Emergency Medical Services and Firefighting Exams
- Prepare for Law Enforcement Exams
- Prepare for Military Exams
- Prepare for Nursing Exams
- Prepare for Real Estate Exams
- Prepare for Teaching Exams
- Prepare for the WorkKeys® Assessments and the TOEIC®

Programming Ideas:

- Create informative newsletter and social media posts that provide details about the various job exams available in EBSCO LearningExpress
- Connect with local community colleges, military recruiters, and other certification providers to raise awareness of the free test prep resources

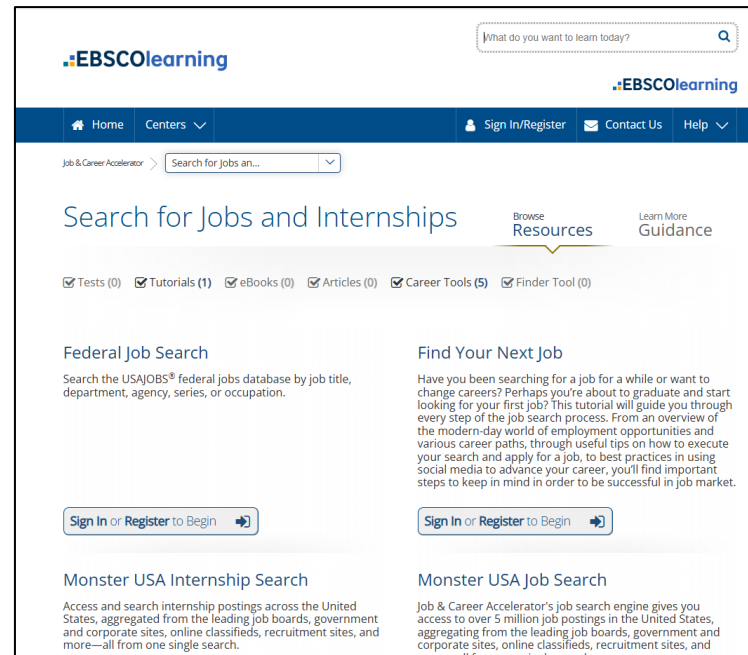
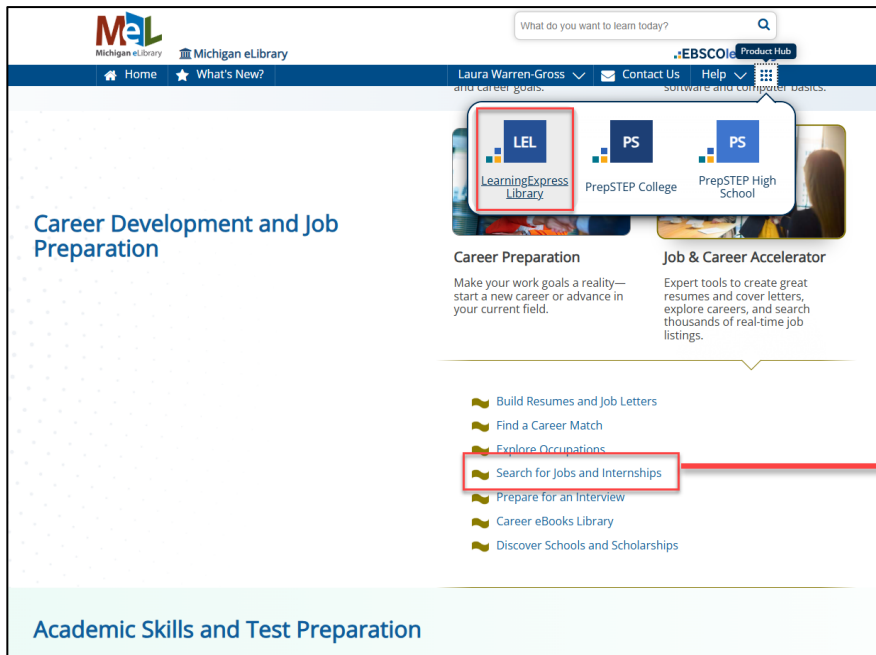
Explore Occupations



Programming Ideas:

- Partner with a local school to work with students on completing the Interest Matcher and Skills Matcher
- Hold a career fair and invite local people with interesting and unusual careers to talk to teens and include a station where the attendees learn about LearningExpress resources

Discover Open Jobs

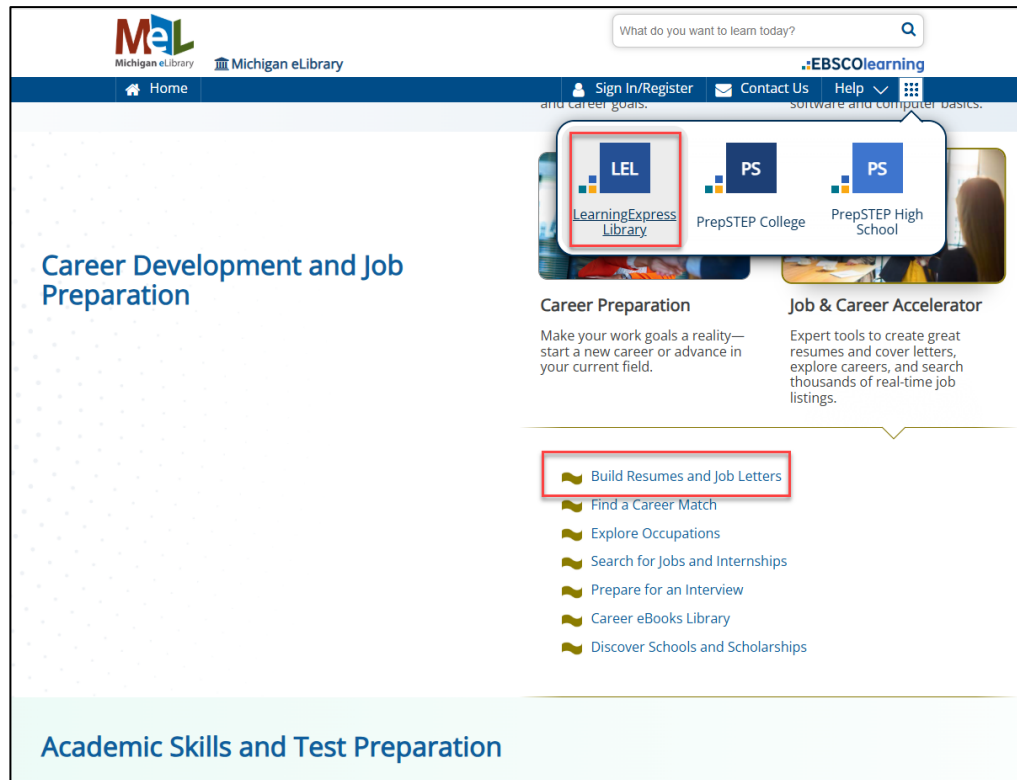


Programming Ideas:

- Host a job fair with local businesses and non-profits that are seeking employees and have a station for LearningExpress
- Partner with MichiganWorks! to help patrons learn how to use LearningExpress

****Job listings are also located in each of the Occupation Cards**

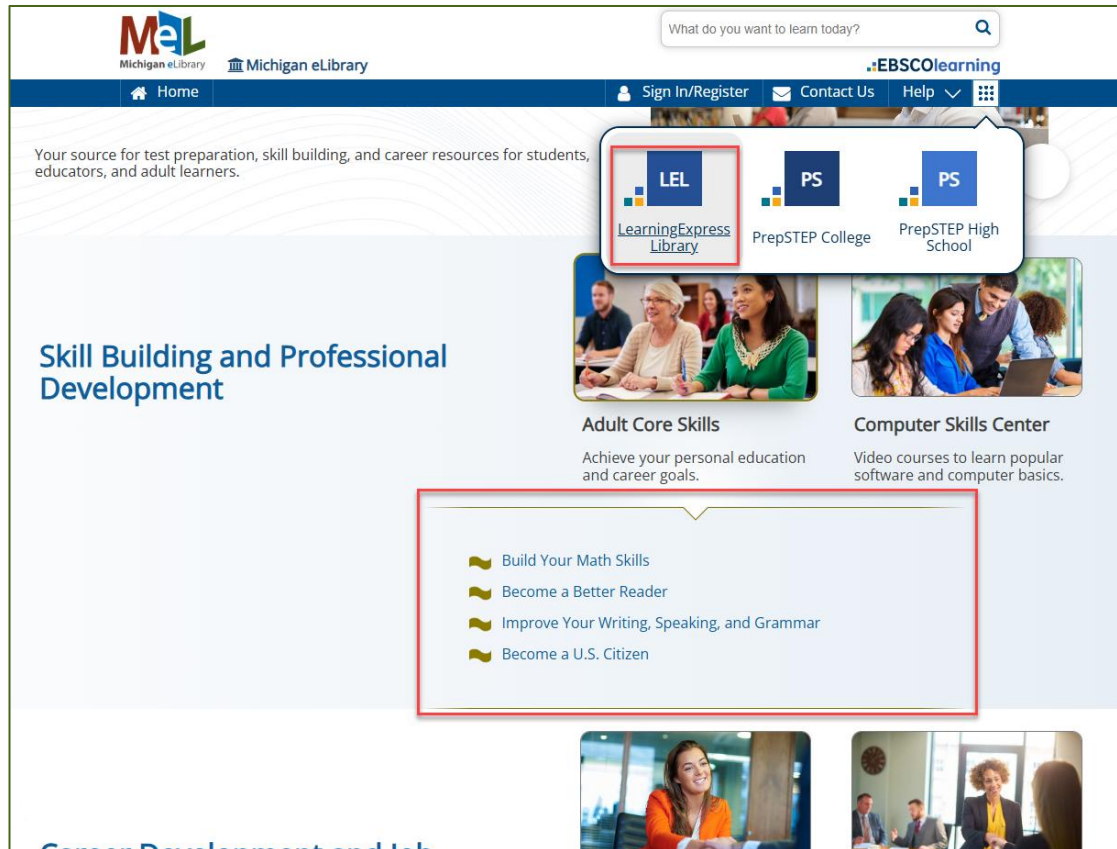
Build a Resume and Job Letter



Programming Ideas:

- Partner with local agencies such as MichiganWorks! to raise awareness of the resume and job letter resources in LearningExpress Library
- Provide promotional brochures/flyers at library computer stations to help patrons find and utilize the resume and job letter builder

Prepare for the Citizenship Exam



Programming Ideas:

- Partner with local refugee organizations to provide access to Citizenship resources and information
- Hold workshops to help newcomers learn about becoming a United States citizen (and using the library!)

Upgrade Computer Skills

The screenshot shows the Michigan eLibrary (MeL) website. At the top, there is a search bar with the text "What do you want to learn today?" and a magnifying glass icon. Below the search bar, the MeL logo and "Michigan eLibrary" text are on the left, and the EBSCOlearning logo is on the right. A navigation bar includes links for Home, Sign In/Register, Contact Us, and Help. The main content area features a "Skill Building and Professional Development" section. On the right, there are three icons: LEL (LearningExpress Library), PS (PrepSTEP College), and PS (PrepSTEP High School). Below these, there are two sections: "Adult Core Skills" with the text "Achieve your personal education and career goals." and "Computer Skills Center" with the text "Video courses to learn popular software and computer basics." A red box highlights a list of topics under the Computer Skills Center: "Get Started with Your Computer", "Get Started with the Internet", "Improve Your Keyboarding/Typing Skills", "Popular Software Tools", and "Understanding Your Operating System". At the bottom, there are two sections: "Career Development and Job Preparation" and "Job & Career Accelerator".

MeL
Michigan eLibrary

What do you want to learn today?

EBSCOlearning

Home Sign In/Register Contact Us Help

Skill Building and Professional Development

LEL LearningExpress Library PS PrepSTEP College PS PrepSTEP High School

Adult Core Skills
Achieve your personal education and career goals.

Computer Skills Center
Video courses to learn popular software and computer basics.

- Get Started with Your Computer
- Get Started with the Internet
- Improve Your Keyboarding/Typing Skills
- Popular Software Tools
- Understanding Your Operating System

Career Development and Job Preparation

Career Preparation Job & Career Accelerator

Programming Ideas:

- Partner with local senior center and/or nursing home to offer beginning computer workshops via LearningExpress Library
- Offer workshops for those seeking to upgrade their computer skills and knowledge to help with getting started in LearningExpress Library

Delve into Resources for Spanish-Speakers

The screenshot shows the Michigan eLibrary (MeL) website. At the top, there is a search bar with the text "What do you want to learn today?" and a magnifying glass icon. Below the search bar, the MeL logo is displayed, along with the text "Michigan eLibrary" and "EBSCOlearning". A navigation bar includes links for "Home", "Sign In/Register", "Contact Us", and "Help".

Below the navigation bar, there is a section for "College Students" with a photo of students and the text "Achieve your undergrad goals and prepare for future success." To the right of this section, there are three icons: "LEL LearningExpress Library", "PS PrepSTEP College", and "PS PrepSTEP High School".

Below the "College Students" section, there is a section for "Spanish Language Resources" with a patterned background. To the right of this section, there is a graphic with a chalkboard that says "¿HABLAS ESPAÑOL?" and a Spanish flag. Below the graphic, the text "Recursos Para Hispanohablantes" is displayed, followed by "Herramientas de aprendizaje, carrera y ciudadanía en español".

Below the graphic, there is a list of resources:

- Mejore sus habilidades escritas, orales y gramaticales
- Sea mejor lector
- Desarrolle sus habilidades matemáticas
- Prepárese para el examen de GED®
- Sea ciudadano estadounidense

Programming Ideas:

- Partner with local churches to advertise Recursos Para Hispanohablantes
- Work with school district English Language Learner/Newcomer programs to raise awareness of these resources (and library cards!)



Content Updated Quarterly

New and Updated Resources

August's quarterly content release contained 149 new and updated resources. You do not need to do anything to take advantage of these newly added resources. As part of your EBSCOlearning subscription, all new content will automatically appear.

New

- Guided GRE® Course including 59 Microlessons
- 27 AWS Center Training Courses
- 12 Flashcard Decks of English-Spanish medical terms
- 10 Digital ACT® Practice Tests
 - English Practice Tests 3 & 4
 - Math Practice Tests 3 & 4
 - Reading Practice Tests 3 & 4
 - Science Practice Tests 3 & 4
 - Writing Practice Tests 3 & 4
- 4 ACT® Microlessons
- 8 SAT® Guided Course Module Posttests
- 6 AI Microlessons
- 4 ServSafe® Practice Tests
 - ServSafe® Allergens Practice Exams 1 & 2
 - Spanish-language ServSafe® Allergens Practice Exams 1 & 2
- OAT® Practice Exam 2

Updated

- 9 DSST® Practice Tests
 - Business Mathematics Practice Test 1, 2 & 3
 - Computing and Information Technology Practice Test 1, 2 & 3
 - Management Information Systems Practice Test 1, 2 & 3
- 2 DSST® Videos
 - DSST® Business Mathematics Test Prep: Introduction
 - Computing and Information Technology: Introduction
- 5 AP® Practice Tests
 - Algebra-Based Practice Exam 1 & 2
 - Physics C: Electricity and Magnetism Practice Exam
 - Chemistry Practice Exam 1 & 2
- Physical Therapist Assistant Practice Exam 2
- Scholarship Finder

New Guided GRE® Course with Microlessons

EBSCOlearning has added a new guided GRE® course with 59 microlessons designed to help learners master key areas of the exam.

Math Strategy and Review topics include:

- Arithmetic
- Exponents
- Linear Equations
- Number Theory
- Probability
- Ratios and Proportions

Verbal Strategy topics include:

- Critical Reasoning Questions
- Identifying the Tone and Attitude of a Passage
- Inference Questions
- Reading Passages
- Sentence Equivalence Questions
- Vocabulary in Context Questions

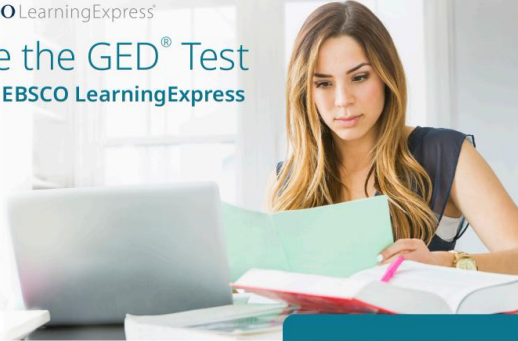
Utilize the Powerful Search

The screenshot shows the homepage of the Michigan eLibrary LearningExpress Library. At the top left is the MeL Michigan eLibrary logo. To its right is a search bar with the placeholder text "What do you want to learn today?" and a magnifying glass icon, which is highlighted with a red rectangular box. Further right is the EBSCOlearning logo. Below these is a dark blue navigation bar containing links for Home, Sign In/Register, Contact Us, and Help, along with a grid icon. The main content area features a large "Welcome to LearningExpress Library" banner with a description: "Your source for test preparation, skill building, and career resources for students, educators, and adult learners." To the right of the banner is a photo of a man working on a laptop in a library. Below the banner, there are two featured sections: "Skill Building and Professional Development" which includes "Adult Core Skills" (described as achieving personal education and career goals) and "Computer Skills Center" (described as video courses for learning software and computer basics). Each section is accompanied by a small photo of people learning.

EBSCO LearningExpress Promotional Materials

EBSCO LearningExpress®

Ace the GED® Test with EBSCO LearningExpress



Looking to earn your high school equivalency credential?

EBSCO LearningExpress® offers interactive tutorials, practice tests, e-books and flashcards to help you prepare for the official GED® test and improve your academic skills in these core areas:

- Language Arts
- Math
- Science
- Social Studies

Practice tests also include instant score reports for questions, and sample responses and a scoring guide for the essay.

You'll also master the computer skills needed to take the GED® test online.

Question types include:

- Drag-and-drop
- Fill-in-the-blank
- Drop-down selection
- Multiple choice
- Hot spot (visual)
- Extended essay response

Ask your librarian for more details.

UPLOAD LOGO HERE

Disclaimer: Used under license, GED® is a registered trademark of the American Council on Education, which is not involved in the production of this product. EBSCO LearningExpress materials are officially certified by the GED Testing Service® as fully content-aligned to the official GED® Test.

connect.ebsco.com

EBSCO

EBSCO LearningExpress® | Job & Career Accelerator

Looking for a new job?

Start your search with **Job & Career Accelerator**.



What can you do with Job & Career Accelerator?

- Search current job and internship postings
- Match skills and interests to occupations
- Explore more than 1,100 occupations
- Write winning resumes and cover letters
- Access expert advice
- Find colleges and scholarships

Need help getting started? Ask a librarian.

UPLOAD LOGO HERE

connect.ebsco.com

EBSCO

EBSCO LearningExpress®

LearningExpress Library®

Achieve your goals in school, at work and in life.

- Improve academic, workplace and personal skills.
- Explore colleges and careers.
- Prepare for college admissions and occupational exams.
- Practice for the GED®, ASVAB and U.S. citizenship exams.
- Determine your future.


For free access, go to:

Username:

Password:

UPLOAD LOGO HERE

EBSCO



EBSCO LearningExpress®

Available at Your Library

Premade flyers, posters, bookmarks, table tents, rack cards and social media graphics that can be personalized with your library's logo to promote EBSCO LearningExpress



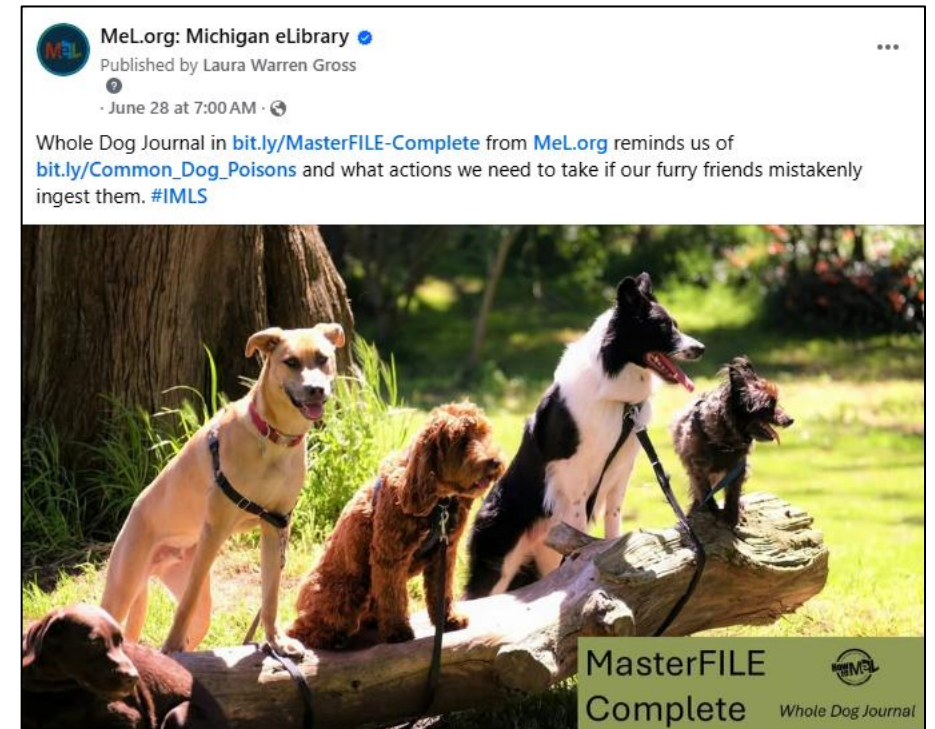
Become a MeL Maven!

Earn your MeL Maven Badge at MeL.org





Follow MeL on Facebook @MeL.org: Michigan eLibrary



This project was made possible in part by the Institute of Museum and Library Services through the Library of Michigan.



Thank you
for your time



Want to know more? Check out MeL.org

Need eResource help?

melerhelp@mcls.org

1-517-939-1384

