

Welcome to MeL Databases – *MeL Statistics for Libraries*
Michigan eLibrary
Brought to you by the Library of Michigan & MCLS

If you can hear the music or the presenter through your speakers/headphones, your audio is configured properly. If you can not hear, please try the following:

1. Adjust the volume of your computer.
2. Click on **“Meeting”** in upper left-hand corner and choose **“Audio Setup Wizard”** and move through the steps to connect for audio.
3. You may encounter a small Adobe window opening on your screen, click the **green “Allow”** button to enable your speakers or device.
4. Log out and back in if these steps do not help or review the troubleshooting tips in the login email you received this week.

Attendees can use the Text Chat and Question box to ask questions.

Participant Feedback--To the right of the microphone is icon of a person with a raised hand – click on the down arrow to see other options. When you need to clear your status click the down arrow again and go to the bottom of the list and click **“Clear Status.”** **You can use this to answer yes or no to presenter questions.**

Troubleshooting Tips: *Check the main volume control for your computer to make sure it is not set low or muted. You can access this control on a Windows operating system by clicking on the Speaker icon on the lower right hand corner tray of options. *If you continue to have trouble with the audio try to exit the meeting and log back into the meeting. *Be sure to turn off your pop-up blocking software.

The audio portion of the webinar is provided using Voice Over Internet Protocol, VoIP.

Telephone audio is NOT provided. Attendees need to use their computer speakers or headphones to hear the audio.

This project is supported by the Library of Michigan with federal funds from the Institute of Museum and Library Services.



Welcome to MeL Databases – *MeL Statistics for Libraries*
Michigan eLibrary
Brought to you by the Library of Michigan & MCLS

The Library of Michigan and MCLS work together to bring relevant, timely, and accessible MeL Databases training to all Michigan library staff and teachers. The focus is to meet the needs in real time, and through MeL provide libraries with the tools and training to better serve and educate their communities; thereby strengthening our libraries and state. MCLS serves as a training provider to increase awareness and use of MeL.

On demand copies of our previous webinars can be found at <https://www.mcls.org/mel/mel-training-events/>
That link will be provided again at the end of the webinar.

A PDF version of the slides in this webinar, and an additional guide to the resources in the related MeL portal, are available for downloading now at the bottom right of your screen.



Your library's MeL stats



Joe Hamlin, Library Data Coordinator

Kathy Kosinski, Statewide Library Services Analyst

David Votta, Community Engagement Librarian

Agenda

- Why you should spend your time getting these stats
- How to get them
- How to interpret them
- What to ask next for telling your story



Why Do I Need This Data?

- Determining Value
- Strategic Planning
- Transparency



What can I do with the Data?

- Using Data to Determine Action
- Use Quantitative data to collect Qualitative data
- Inform your Community



Where to find your library's stats:

[MCLS > MeL > MeL Databases > Help > Statistics](#)

Some are available online:

- Bookflix
- Britannica
- EBSCO (NoveList, eBooks)
- EBSCO (LearningExpress)
- Gale
- Heritage Quest Online

Some are emailed to you quarterly:

- Chilton's
- Demographics Now
- Legal Forms Library

<https://tinyurl.com/FindingMeLStats>

Statistics

Acquiring usage statistics for the MeL Databases

Many sites require an administrative username and password to access your library's statistics. In order for statistics to be generated for your institution, you may need to be using either direct or customized URLs. Contact the [MeL Databases Support Staff](#) with questions.

BookFlix

1. Go to <http://stats.grolier.com> (Requires a User ID and Password).
2. Select the options to generate the report for, select a **Date Range** and choose **HTML format** or **Excel format**.
3. Click on **Continue** to generate the report.

Britannica School

1. Go to <http://stats.eb.com> (Requires a Username and Password).
2. Enter in a **Start Date** and **End Date**.
3. Select a **Report Type** and **File Format**.
4. Check the boxes next to **Summary Report (Grand Totals Only)** and **Advanced Excel Style**, if desired.
5. Under **Subscribed products**, select the specific products.
6. Click on **Generate Report** to generate the report.

ChiltonLibrary.com

ChiltonLibrary.com usage statistics are not displayed with the Gale usage statistics report. The ChiltonLibrary.com statistics are not automated, but Gale receives a spreadsheet with the usage every month. There are two versions of the reports. The first version only shows the number of hits to the database. The second version shows which make, model, and year was accessed, along with when the information was accessed. To receive your ChiltonLibrary.com usage statistics, contact gale.usage.statistics@cengage.com.

MeLCat

MeL Databases

Help

- [Direct URLs to the MeL Databases](#)
- [Gale's OneFiles Venn Diagram](#)
- [MARC Records](#)
- [Accessing MeL Databases remotely](#)
- [Statistics](#)

FAQ

Training & Events

MeL Training & Events

IP Reporting Form

Scholastic Statistical Reporting

Standard Reports

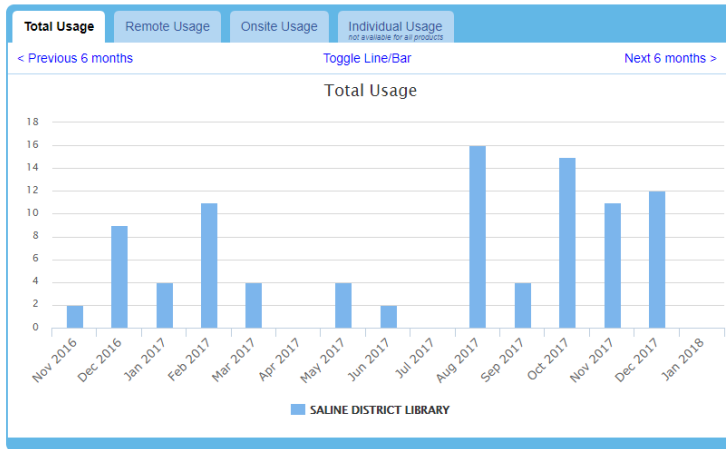
Counter Reports

Sign Up for Monthly Reports

[Back to Report Selector](#)[Export Grid to Excel](#) | [Print](#)

MICHIGAN DEPT OF EDUCATION - BookFlix

Individual Site Report



	Nov 2016	Dec 2016	Jan 2017	Feb 2017	Mar 2017	Apr 2017	May 2017	Jun 2017	Jul 2017	Aug 2017	Sep 2017	Oct 2017	Nov 2017	Dec 2017	Jan 2018	Total
SALINE DISTRICT LIBRARY																
Documents	1	5	2	8	2		2	1		11	2	10	6	8		58
Sessions	1	4	2	3	2		2	1		5	2	5	5	4		36
Searches																0



™ & © 2018 Scholastic Inc. All Rights Reserved.

Scholastic Statistical Reporting

Standard Reports

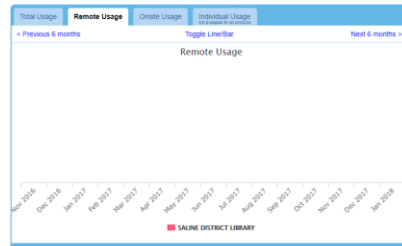
Counter Reports

Sign Up for Monthly Reports

[Back to Report Selector](#)[Export Grid to Excel](#) | [Print](#)

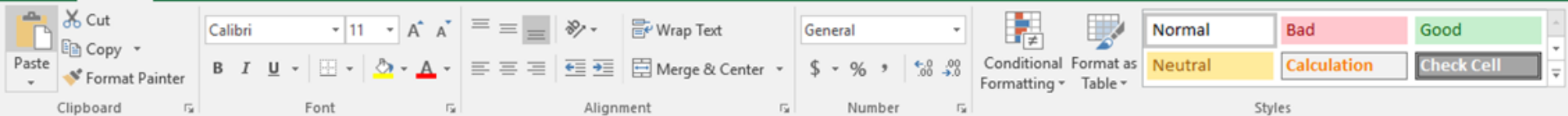
MICHIGAN DEPT OF EDUCATION - BookFlix

Individual Site Report




	Nov 2016	Dec 2016	Jan 2017	Feb 2017	Mar 2017	Apr 2017	May 2017	Jun 2017	Jul 2017	Aug 2017	Sep 2017	Oct 2017	Nov 2017	Dec 2017	Jan 2018	Total
SALINE DISTRICT LIBRARY																
Documents																8
Sessions																8
Searches																0

™ & © 2018 Scholastic Inc. All Rights Reserved.

[illegible]

How to interpret your stats

- Sessions
- Searches
- Retrievals (or documents or content views...)



Sneaky sessions, searches, and retrievals

Session lengths are not the same across vendors.

Searches can be *heavily* impacted if you have a discovery service.

Retrievals depend on your scope...and the vendor's scope.

Check the MeL Vendor Cheat Sheet!



Thank you!

Questions?

On demand copies of previous webinars can be found at <https://www.mcls.org/mel/mel-training-events/>
This webinar will be up there soon. Questions concerning access to the databases can be directed to meldatabaseshelp@mcls.org

Additional questions/comments about MeL can be directed to BiggsD@michigan.gov or CSchneider.mel@gmail.com
This project is supported by the Library of Michigan with federal funds from the Institute of Museum and Library Services.

<https://goo.gl/forms/CSEmOot7waon9eUa2>

